



www.maxforklift.com

Productive & Efficient

AA SERIES

1.5-3.5 TON



AA Series Electric Counterbalance Forklift Truck



maximal



No. 1, Jinxin Road, Lushan Street, Fuyang District, Hangzhou City, Zhejiang Province, China

Sales hotline: 86-571-28037691 Sales email: angela@maxforklift.com
After-sales e-mail: China-OverseasServices@hyster-yale.com


All rights reserved. If you have any questions, please contact us.



AA SERIES Product Features

Comfort

- The upgraded gear pump reduces the output pressure and ensures the high efficiency of the hydraulic system.
- The output pulse is 4 times lower than the standard gear pump, with the noise reduced by 15dB.



- Optimized the ergonomic design, improve the operating comfort, reduce the driver's fatigue for long working hours.




Reliability

- The PM controller can keep the working temperature below 60°C, improving the service life of the motor and controller.
- The protection grade reaches IP65, compared with common AC forklift, the service time can be extended by about 20%.



High efficiency

- Maximum speed for permanent magnet synchronous motor is up to 6500 RPM.
- More suitable for frequent starting and stopping operation conditions, the high efficiency is the main factor to reduce energy consumption.
- High efficiency motor up to 95%



Safety

- Integrated taillight protection cover, no need for disassembly, improves the protection level for lights.



AA SERIES Specification Parameters

Distinguishing mark	1.1	Manufacturer		HYM	HYM	HYM	HYM	HYM	HYM
	1.2	Model		FBA15-YJ	FBA18-YJ	FBA20-YJ	FBA25-YJ	FBA30-YJ	FBA35-YJ
	1.3	Drive		Battery	Battery	Battery	Battery	Battery	Battery
	1.4	Operator type		Seat	Seat	Seat	Seat	Seat	Seat
	1.5	Rated capacity	Q (kg)	1500	1800	2000	2500	3000	3500
	1.6	Load centre	c (mm)	500	500	500	500	500	500
	1.8	Load distance	x (mm)	410	410	454	454	476	495.5
	1.9	Wheelbase (with mast vertical)	y (mm)	1380	1380	1485	1485	1690	1690
	Weight	2.1	Service weight (with battery)	kg	3030	3310	4040	4226	4910
2.2		Axle loading, laden front / rear	kg	3940/590	4594/625	5110/930	5720/1006	6830/970	7956/894
2.3		Axle loading, unladen front / rear	kg	1490/1590	1431/1878	1770/2270	1748/2478	2220/2700	2294/3015
Tyres / chassis	3.1	Tyres: L=pneumatic, V=cushion SE= superelastic		L	L	L	L	L	SE
	3.2	Tyre size, front		6.00-9 10PR	21×8-9 14PR	23×9-10 16RP	23×9-10 16RP	23×9-10 16RP	23×10-12
	3.3	Tyre size, rear		5.00-8 8PR	5.00-8 8PR	18×7-8 14RP	18×7-8 14RP	18×7-8 14RP	200/50-10
	3.5	Wheels, number of wheels, front/rear (X = driven wheels)		2x/2	2x/2	2x/2	2x/2	2x/2	2x/2
	3.6	Tread, front	b10 (mm)	955	955	1058	1058	1058	1124
	3.7	Tread, rear	b11 (mm)	920	920	960	960	980	1020
	Dimensions	4.1	Tilt of mast/fork carriage forward/backward	degrees	5/10	5/10	5/10	5/10	5/10
4.2		Height, mast lowered	h1 (mm)	2000	2000	2030	2030	2045	2120
4.3		Free lift	h2 (mm)	135	135	140	140	165	170
4.4		Lift height	h3 (mm)	3000	3000	3000	3000	3000	3000
4.5		Height, mast extended	h4 (mm)	3980	3980	3980	3980	3980	3980
4.7		Height of overhead guard	h6 (mm)	2155	2155	2155	2155	2155	2138
4.8		Seat height relating to SIP/stand height	h7 (mm)	1080	1080	1080	1080	1080	1080
4.12		Coupling height	h10 (mm)	290	290	250	250	270	270
4.19		Overall length	l1 (mm)	2993	2993	3398	3398	3618	3709
4.20		Length to face of forks	l2 (mm)	2073	2073	2328	2328	2548	2639
4.21		Overall width	b1/b2(mm)	1120	1120	1285	1285	1285	1365
4.22		Fork dimensions	s/e/l (mm)	35/100/920	35/100/920	40/122/1070	40/122/1070	45×122×1070	50/122/1070
4.23		Fork carriage ISO2328, class/type A, B		2A	2A	2A	2A	3A	3A
4.24		Fork carriage width	b3(mm)	1040	1040	1040	1040	1100	1100
4.31		Ground clearance, laden, below mast	m1 (mm)	95	95	65	65	65	80
4.32		Ground clearance, centre of wheelbase	m2 (mm)	105	105	95	95	110	83
4.34.1	Aisle width for pallets 1000 x 1200 crossways	Ast (mm)	3580	3580	3879	3879	4025	4101	
4.34.2	Aisle width for pallets 800 x 1200 lengthways	Ast (mm)	3780	3780	4009	4009	4225	4301	
4.35	Turning radius	Wa (mm)	1965	1965	2080	2080	2340	2405	
Performance data	5.1	Travel speed, laden / unladen	km/h	15/16	15/16	15/16	15/16	15/16	15/16
	5.2	Lift speed, laden / unladen	mm/s	290/440	290/440	280/400	280/400	280/385	280/410
	5.3	Lowering speed, laden/unladen	mm/s	334/297	334/297	375/372	375/372	400/315	461/412
	5.8	Max. gradeability, laden/unladen	%	15	15	15	15	15	15
	5.10	Service brake		Hydraulic	Hydraulic	Hydraulic	Hydraulic	Hydraulic	Hydraulic
Drive	6.1	Drive motor rating S2 60 min	kW	9.5	9.5	12.5	12.5	15.5	15.5
	6.2	Lift motor rating at S3 15%	kW	11	11	14	14	16	16
	6.4	Battery voltage/nominal capacity	V/Ah	83.2/173	83.2/173	83.2/230	83.2/230	80/346	80/346
	6.5	Battery weight (+/- 5%)	kg	230±10	230±10	290±10	290±10	500±10	500±10
	Others	10.1	Operating pressure for attachments	Mpa	14.5	17.5	17.5	17.5	17.5
10.7		Sound level at the driver's ear	dB (A)	70	70	70	70	70	70

AA SERIES FBA15-18 Electric forklift truck mast

Model	Maximum Fork Height (mm)	Mast Height						Free Lift Height		Load Distance (mm)		Mast Tilt (Deg)	
		Overall Lowered Height (mm)		Extended Height				Without Load Backrest (mm)	Load Backrest (mm)	1.5t	1.8t	FWD	Back
				Without Load Backrest (mm)		Load Backrest (mm)							
		1.5t	1.8t	1.5t	1.8t	1.5t	1.8t						
2 LFL mast	3000	1990	1990	3513	3513	3984	3984	135	135	410	410	5	10
	3300	2140	2140	3813	3813	4284	4284	135	135	410	410	5	10
	3500	2240	2240	4013	4013	4484	4484	135	135	410	410	5	10
	3700	2340	2340	4213	4213	4684	4684	135	135	410	410	5	10
	4000	2540	2540	4513	4513	4984	4984	135	135	410	410	5	10
	4500	2790	2790	5013	5013	5484	5484	135	135	410	410	5	6
2 FFL mast	3000	1990	1990	3513	3513	3984	3984	1486	1015	410	410	5	10
	3300	2140	2140	3813	3813	4284	4284	1736	1165	410	410	5	10
	3500	2240	2240	4013	4013	4484	4484	1736	1265	410	410	5	10
	3700	2340	2340	4213	4213	4684	4684	1836	1365	410	410	5	10
	4000	1865	1865	4513	4513	4984	4984	1341	870	410	410	5	6
	4350	1990	1990	4863	4863	5334	5334	1466	995	410	410	5	6
3 FFL mast	4500	2040	2040	5013	5013	5484	5484	1516	1045	410	410	5	6
	4800	2140	2140	5313	5313	5784	5784	1616	1145	410	410	5	6
	5000	2240	2240	5513	5513	5984	5984	1716	1245	410	410	5	6
	5500	2405	2405	6013	6013	6484	6484	1886	1415	410	410	3	6
6000	2590	2590	6513	6513	6984	6984	2066	1595	410	410	3	6	

AA SERIES FBA20-25 Electric forklift truck mast

Model	Maximum Fork Height (mm)	Mast Height						Free Lift Height		Load Distance (mm)		Mast Tilt (Deg)	
		Overall Lowered Height (mm)		Extended Height				Without Load Backrest (mm)	Load Backrest (mm)	2t	2.5t	FWD	Back
				Without Load Backrest (mm)		Load Backrest (mm)							
		2t	2.5t	2t	2.5t	1.5t	1.8t						
2 LFL mast	3000	2030	2030	3615	3615	4015	4015	140	140	454	454	5	10
	3300	2180	2180	3915	3915	4315	4315	140	140	454	454	5	10
	3500	2280	2280	4115	4115	4515	4515	140	140	454	454	5	10
	3700	2380	2380	4315	4315	4715	4715	140	140	454	454	5	10
	4000	2580	2580	4615	4615	5015	5015	140	140	454	454	5	10
	4500	2830	2830	5115	5115	5515	5515	140	140	454	454	5	6
2 FFL mast	5000	3065	3065	5615	5615	6015	6015	140	140	454	454	5	6
	3000	2030	2030	3615	3615	4015	4015	1385	985	477	477	5	10
	3300	2180	2180	3915	3915	4315	4315	1535	1135	477	477	5	10
	3500	2280	2280	4115	4115	4515	4515	1635	1235	477	477	5	10
3 FFL mast	3700	2380	2380	4315	4315	4715	4715	1735	1335	477	477	5	10
	4000	1915	1915	4615	4615	5015	5015	1265	865	490	490	5	6
	4350	2040	2040	4965	4965	5365	5365	1390	990	490	490	5	6
	4500	2090	2090	5115	5115	5515	5515	1440	1040	490	490	5	6
	4800	2190	2190	5415	5415	5815	5815	1540	1140	490	490	5	6
	5000	2290	2290	5615	5615	6015	6015	1640	1240	490	490	5	6
5500	2455	2455	6115	6115	6515	6515	1800	1400	490	490	3	6	
6000	2640	2640	6615	6615	7015	7015	1990	1590	490	490	3	6	

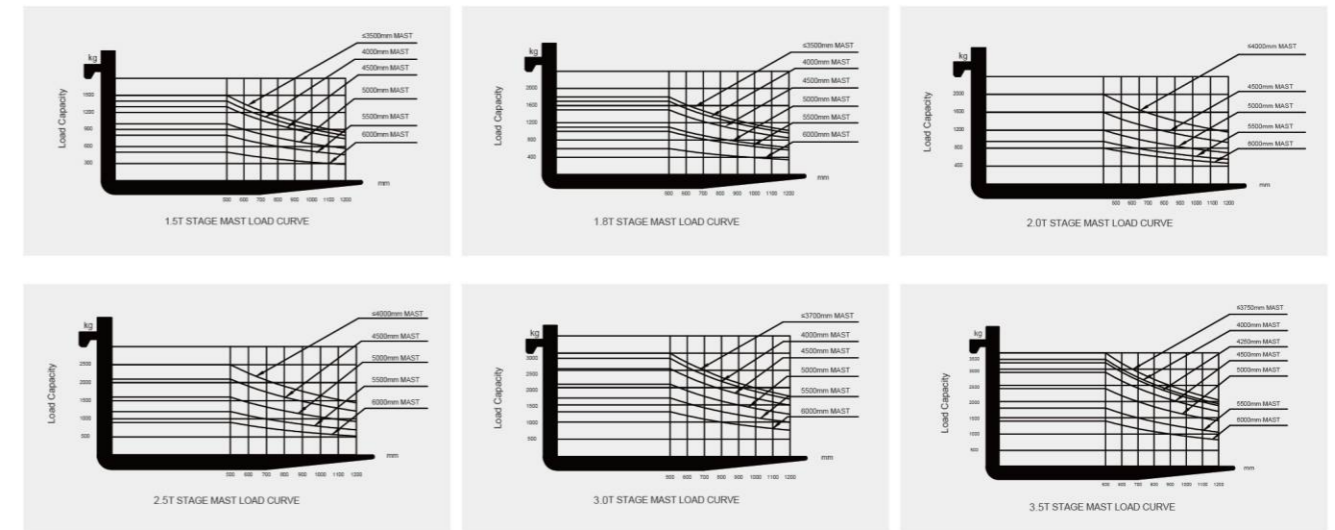
AA SERIES FBA30 Electric forklift truck mast

Model	Maximum Fork Height (mm)	Mast Height				Free Lift Height		Load Distance (mm)	Mast Tilt (Deg)	
		Overall Lowered Height (mm)	Extended Height		Without Load Backrest (mm)	Load Backrest (mm)	FWD		Back	
			Without Load Backrest (mm)	Load Backrest (mm)						
2 LFL mast	3000	2045	3670	4140	165	165	475	5	10	
	3300	2195	3970	4440	165	165	475	5	10	
	3500	2295	4170	4640	165	165	475	5	10	
	3700	2395	4370	4840	165	165	475	5	10	
	4000	2595	4670	5140	165	165	475	5	10	
	4500	2845	5170	5640	165	165	475	5	6	
2 FFL mast	3000	2045	3685	4140	1390	935	490	5	10	
	3300	2195	3985	4440	1540	1085	490	5	10	
	3500	2295	4185	4640	1640	1185	490	5	10	
	3700	2395	4385	4840	1740	1285	490	5	10	
	4000	1920	4725	5140	1215	800	500	5	6	
	4350	2045	5075	5490	1340	925	500	5	6	
3 FFL mast	4500	2095	5225	5640	1390	975	500	5	6	
	4800	2195	5525	5940	1490	1075	500	5	6	
	5000	2295	5725	6140	1590	1175	500	5	6	
	5500	2460	6225	6640	1745	1330	500	3	6	
	6000	2645	6725	7140	1940	1525	500	3	6	

AA SERIES FBA35 Electric forklift truck mast

型号	Maximum Fork Height (mm)	Mast Height				Free Lift Height		Load Distance (mm)	Mast Tilt (Deg)	
		Overall Lowered Height (mm)	Extended Height		Without Load Backrest (mm)	Load Backrest (mm)	FWD		Back	
			Without Load Backrest (mm)	Load Backrest (mm)						
2 LFL mast	3000	2120	3740	4140	170	170	495	5	10	
	3300	2270	4040	4440	170	170	495	5	10	
	3500	2370	4240	4640	170	170	495	5	10	
	3700	2470	4440	4840	170	170	495	5	6	
	4000	2670	4740	5140	170	170	495	5	6	
	4500	2920	5240	5640	170	170	495	5	6	
2 FFL mast	3000	2120	3725	4140	1415	1000	505	5	10	
	3300	2270	4025	4440	1565	1150	505	5	10	
	3500	2370	4225	4640	1665	1250	505	5	10	
	3700	2470	4425	4840	1765	1350	505	5	6	
	4000	1995	4810	5140	1205	875	522	5	6	
	4350	2120	5160	5490	1330	1000	522	5	6	
3 FFL mast	4500	2170	5310	5640	1380	1050	522	5	6	
	4800	2270	5610	5940	1480	1150	522	5	6	
	5000	2370	5810	6140	1580	1250	522	5	6	
	5500	2535	6310	6640	1735	1405	522	3	6	
	6000	2720	6810	7140	1930	1600	522	3	6	

AA SERIES FBA15-35 Electric forklift truck mast



AA SERIES FBA15-35 Specification

