



[www.maxforklift.com](http://www.maxforklift.com)

# A Series 2.5-3.5t Internal Combustion Forklift



A series 2.5-3.5t IC Forklift

# maximal



No.1,Jinxin Road,Lushan Street,Fuyang District,  
Hangzhou City,Zhejiang Province,China

**AP&MEA**  
Tel: 0086-571-28205156  
Mail: vip02@maxforklift.com

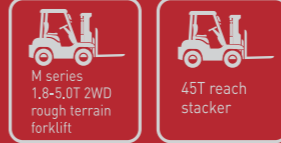
**AP&MEA**  
Tel: 0086-571-28205156  
Mail: ivy@maxforklift.com

**LAM&Brazil**  
Tel: 0086-571-28195513  
Mail: arvin@maxforklift.com

All rights reserved.If you have any questions,  
please contact us.



MAXIMAL FAMILY



*We work for maximal*



# Maximal Company Introduction



Established in Feb. 2006, Maximal Forklift (zhejiang) Co., Ltd, is located in Lushan Industry Area with convenient transportation. Maximal specializes in material handling equipment designing and manufacturing.

Maximal Company total floor area is 133,334 m<sup>2</sup>, investment RMB420 million, factory designed production capacity is 30000 units per year.

Currently Maximal employs 500 staffs, with more than 230 professional and technical personnel, more than 70 Technical R&D personnel. Maximal gained 7 national invention patents, more than 70 utility model and appearance patents.

Maximal owns advanced parts processing center, robot welding equipments, parts automatic hoist conveyor lines, coating lines, assembly lines, forklifts performance test lines, parts test-bed and ERP information management system.

Maximal current product range covers 4 series, including 1.5-compact 12T industrial forklift, 1.8-5.0T rough terrain forklift, 13.5-32.0T heavy duty forklift & Port machinery and warehouse equipment.

Maximal forklifts received strong public recognition for their modern and striking appearance, high production quality, safety standard and low cost of operation.

At present, Maximal products sales have covered all provinces in domestic market, exported to over 100 countries and areas. Maximal takes "technology innovation, promoting products structure, improving product quality and service" as the belief, takes internationalization, professionalization and green environmental protection as mission, to build Maximal into the most respectable forklift brand.

## Current products consist of:

### M series:

- 1.5-32T/3000-64,000LB capacity diesel forklifts.
- 1.5-7T/3000-14,000LB capacity gasoline/LPG forklifts.
- 4-5T/8000-10,000LB capacity 4-wheel electric forklifts.
- 1.6-2T/3200-4000LB capacity 3-wheel electric forklifts.
- 0.7-1.5T/1400-3000LB capacity VNA truck.
- 1.6T/3200LB capacity Rear drive 3-wheel electric forklifts.
- 2.5T/4000-5000LB capacity dual-drive 4-wheel electric forklifts.
- 2.5T/4000-5000LB capacity cushion tyre forklifts.
- 1.3-3T/2600-6000LB capacity Omni-Directional electric forklifts.

### A series:

- 2.5-3.5T/4000-7000LB capacity diesel and gasoline/LPG forklifts.

1.5-3.5T/3000-7000LB capacity 4-wheel electric forklifts.

1.6-2.5T/3200-5000LB capacity electric reach truck.

### Rough Terrain:

- 1.8-3.5T/3600-7000LB capacity compact 4WD rough terrain forklifts.
- 2.5-3.5T/5000-7000LB capacity 4WD rough terrain forklifts.
- 1.8-5.0T/3600-10,000LB capacity 2WD rough terrain forklifts.

### Port Machinery:

- 9T/18,000LB capacity empty container handler.
- 45T/90,000LB capacity reach stacker.

### Side Loader Forklift:

- 3.5T-4.5T/7000-9900LB capacity side loader forklifts.

## A series introduction

Maximal's New "A" Series Forklift is engineering for the driver. Maximal engineers have focused on improving the comfort and safety for new A series forklifts, with lower noise levels, less vibration, more safety, and every small detail carefully designed prepared for the driver.

## Classification of After-sales Service

Classification of After-sales Service classifies customer claims into 3 classes, Warranty 1(W1), Warranty 2(W2), Warranty 3(W3). Different claim class has different after-sales procedures which aims to increase service quality.

### 1 Comfort

- Maximal special display with 3.5"LCD
- Wider foot room & Suspension foot brake.
- Dual suspension system
- New hand parking brake device with button greatly reduces fatigue in operation.
- Small diameter steering wheel with new adjustor

### 2 Safety & Stability

- Wide view mast
- High strength safe guard/cabin
- Muffler & Engine protective system
- Lower centre of gravity

### 3 Easily maintenance

- Bigger checking & repair space
- Compact wire distribution
- New type oil tank cap

### 4 Reliability & Exchangeability

- Triples plate overhead guard
- Exchangeable components



Classification of After-sales Service



24-hour fast reply on trucks and parts claims

### 5 Energy saving & Environmental protection

- New noise isolation material
- Powerful steering system with lower fuel consumption
- Environmentally-aware design





**A SERIES 2.5-3.5t diesel forklift**

General	1	Model		FD25T-AWE5	FD30T-AWE5	FD35T-AWE5		
	2	Optional Type	A2WV3/A2W(9)3/W(18)3					
	3	Power Type	Diesel					
Characteristic&Dimension	4	Rated Capacity	kg	2500	3000	3500		
	5	Load Centre	mm	500	500	500		
	6	Lift Height	mm	3000	3000	3000		
	7	Mast tilt angle	F/R	Deg	6/12	6/12	6/12	
	8	Fork	L×W×T	mm	1070×122×40	1070×125×45	1070×130×50	
	9		Regulating range	mm	250-1000	250-1060	260-1060	
	10	Front Overhang	mm	475	490	501		
	11	Rear Overhang	mm	544	543	623		
	12	Min. ground clearance (Bottom of mast)	Unladen	mm	130	155	155	
	13		Laden	mm	120	145	145	
	14	Min. ground clearance (Bottom of frame)	Unladen	mm	125	145	145	
	15		Laden	mm	115	130	130	
	16	Overall demensions	Overall length (without forks)		mm	2620	2704	2804
	17		Overall width		mm	1150	1210	1210
	18		Overall height	Overhead guard height	mm	2180	2205	2205
	19			Mast	mm	2010	2075	2150
	20		Mast extended height	mm	3990	4100	4100	
	21	Min. turning radius	mm	2230	2450	2520		
	22	Wheelbase	mm	1600	1700	1700		
	23	Traction pin height from the ground	mm	250	480	480		
	24	Lowered seat to overall guard inside height	mm	1100	1100	1100		
	25	Tyre pressure	Front	MPa	0.86	0.97	0.97	
	26		Rear	MPa	0.86	0.79	0.79	
	27	Tread	Front	mm	970	1000	1000	
28	Rear		mm	980	980	980		
29	Tire center height from the ground	Unladen	Front	mm	320	345	345	
30			Rear	mm	250	260	260	
31		Laden	Front	mm	310	330	330	
32			Rear	mm	265	280	280	
Performance	33	Speed	Travel (Unladen/Laden)	km/h	18/17.5	19/18	19/18	
	34		Lifting(Unladen/Laden)	mm/sec	640/610	550/520	430/410	
	35		Lowering(Unladen/Laden)	mm/sec	380/420	400/380	400/380	
	36	Max.Drawbar pull (Unladen/Laden)	KN	15/17	15/17	15/17		
	37	Max.Gradeability (Unladen/Laden)	%	20	20	20		
38	Ramp parking brake	%	15	15	15			
38	Braking distance	m	≤6	≤6	≤6			
39	System pressure	MPa	20	20	20			
Weight	40	Self weight	kg	3590	4300	4680		
	41	Weight Distribution	Laden	Front	kg	5320	6495	7275
	42			Rear	kg	770	805	905
	43		Unladen	Front	kg	1630	1800	1950
	44			Rear	kg	1960	2500	2730

**A SERIES 2.5-3.5t Gasoline/LPG forklift**

General	1	Model		FGL25T-AWA3	FGL30T-AWA3	FGL35T-AWA3		
	2	Optional Type	A2W(1)3/WH3/W(L2)3					
	3	Power Type	Gasoline/LPG					
Characteristic&Dimension	4	Rated Capacity	kg	2500	3000	3500		
	5	Load Centre	mm	500	500	500		
	6	Lift Height	mm	3000	3000	3000		
	7	Mast Tilt Angle	F/R	Deg	6/12	6/12	6/12	
	8	Fork	L×W×T	mm	1070×122×40	1070×125×45	1070×130×50	
	9		Regulating range	mm	250-1000	250-1060	260-1060	
	10	Front Overhang	mm	475	490	501		
	11	Rear Overhang	mm	544	543	623		
	12	Min. ground clearance (Bottom of mast)	Unladen	mm	130	155	155	
	13		Laden	mm	120	145	145	
	14	Min. ground clearance (Bottom of frame)	Unladen	mm	125	145	145	
	15		Laden	mm	115	130	130	
	16	Overall demensions	Overall length (without forks)		mm	2620	2704	2804
	17		Overall width		mm	1150	1210	1210
	18		Overall height	Overhead guard height	mm	2180	2205	2205
	19			Mast	mm	2010	2075	2150
	20		Mast extended height	mm	3990	4100	4100	
	21	Min. turning radius	mm	2230	2450	2520		
	22	Wheelbase	mm	1600	1700	1700		
	23	Traction pin height from the ground	mm	250	480	480		
	24	Lowered seat to overall guard inside height	mm	1100	1100	1100		
	25	Tyre pressure	Front	MPa	0.86	0.97	0.97	
	26		Rear	MPa	0.86	0.79	0.79	
	27	Tread	Front	mm	970	1000	1000	
28	Rear		mm	980	980	980		
29	Tire center height from the ground	Unladen	Front	mm	320	345	345	
30			Rear	mm	250	260	260	
31		Laden	Front	mm	310	330	330	
32			Rear	mm	265	280	280	
Performance	33	Speed	Travel (Unladen/Laden)	km/h	18/17.5	19/18	19/18	
	34		Lifting(Unladen/Laden)	mm/sec	550/530	450/425	350/335	
	35		Lowering(Unladen/Laden)	mm/sec	380/420	400/380	400/380	
	36	Max.Drawbar pull (Unladen/Laden)	KN	15/17	15/17	15/17		
	37	Max.Gradeability (Unladen/Laden)	%	20	20	18		
38	Ramp parking brake	%	15	15	15			
38	Braking distance	m	≤6	≤6	≤6			
39	System pressure	MPa	20	20	20			
Weight	40	Self weight	kg	3590	4300	4680		
	41	Weight Distribution	Laden	Front	kg	5320	6495	7275
	42			Rear	kg	770	805	905
	43		Unladen	Front	kg	1630	1800	1950
	44			Rear	kg	1960	2500	2730

**MITSUBISHI**  
Type: AWW5/WV3  
Model: S4S (EuIII/EPAIII)  
Rated output: 35.3kw/2250rpm  
Rated torque: 177N·m/1700rpm  
No. of cylinder: 4  
Bore × Stroke: 94 × 120mm  
Displacement: 3.331L

**YANMAR**  
Type: AWE5  
Model: 4TNE98(EuIII/EPAIII)  
Rated output: 42.1kw/2300rpm  
Rated torque: 186-206N·m/1700rpm  
No. of cylinder: 4  
Bore × Stroke: 98 × 110mm  
Displacement: 3.318L

**DACHAI**  
Type: AGK5  
Model: 498  
(Chinese DEUTZ)  
Rated output: 45kw/2500 rpm  
Rated torque: 190 N · m / 1800 rpm  
No. of cylinder: 4  
Bore × Stroke: 98 × 105 mm  
Displacement: 3.168 L

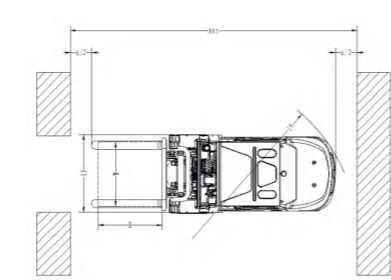
**PSI**  
Type: WG3  
Model: PSI2.4L  
Rated output: 44/2500 kw/rpm  
Rated torque: 175/1500 Nm/rpm  
No. of cylinder: 4  
Bore × Stroke: 86,5 × 100mm  
Displacement: 2.35L

**GCT**  
Type: AWA5  
Model: K25  
Rated output: 37.4kw/2300rpm  
Rated torque: 171.2N·m/1600rpm  
No. of cylinder: 4  
Bore × Stroke: 89 × 100mm  
Displacement: 2.488L

**DACHAI**  
Type: AGI2/5  
Model: CA498-05T3(EuIII)  
Rated output: 36.9kw/2500rpm  
Rated torque: 190N·m/1800rpm  
No. of cylinder: 4  
Bore × Stroke: 98 × 105mm  
Displacement: 3.168L

**LS**  
Type: WL18/3  
Model: L4CRV (EuV+Tier4)  
Max output: 63kw / 2300 rpm  
Max torque: 234 N m / 1600 rpm  
No. of cylinder: 4  
Bore x Stroke: 88 × 103mm  
Displacement: 2.505 L

**Hyundai**  
Type: WL21/3  
Model: HMC2.4L L4KB  
Max output: 65PS/2,500rpm  
Max torque: 18,5kg·m/1,600rpm  
No. of cylinder: 4  
Bore x Stroke: 88 × 97mm  
Displacement: 2.359 L

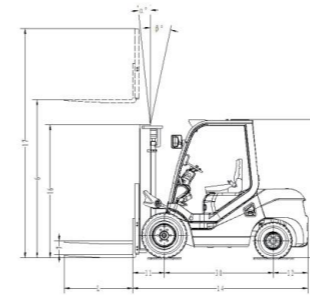


**A SERIES 3-3.5t mast:**

Type	Model	Max. fork height	Overall height						Free lift				Front Overhang		Tilt range		Capacity			
			Lowered		Extended		Without backrest		with backrest		3t	3.5t	FWD	BWD	load capacity at 500mm					
			3t	3.5t	Without backrest	With backrest	3t	3.5t	3t	3.5t					3t	3.5t	3t	3.5t		
2-stage mast	M200	2000	1575	1650	2640	2700	3100	3100	165	170	165	170	485	505	6	12	3000	3500	—	—
	M250	2500	1825	1900	3140	3200	3600	3600	165	170	165	170	485	505	6	12	3000	3500	—	—
	M300	3000	2075	2150	3640	3700	4100	4100	165	170	165	170	485	505	6	12	3000	3500	—	—
	M330	3300	2225	2300	3940	4000	4400	4400	165	170	165	170	485	505	6	12	3000	3500	—	—
	M350	3500	2325	2400	4140	4200	4600	4600	165	170	165	170	485	505	6	12	3000	3500	—	—
	M370	3700	2425	2500	4340	4400	4800	4800	165	170	165	170	485	505	6	6	3000	3500	—	—
	M400	4000	2625	2700	4640	4700	5100	5100	165	170	165	170	485	505	6	6	3000	3300	—	3500
	M425	4250	2750	2825	4890	4950	5350	5350	165	170	165	170	485	505	6	6	2850	3200	3000	3500
	M450	4500	2875	2950	5140	5200	5600	5600	165	170	165	170	485	505	6	6	2600	2900	2800	3100
	M500	5000	3125	3200	5640	5700	6100	6100	165	170	165	170	485	505	6	6	2100	2400	2400	2750
Full free 2-stage mast	FM250	2500	1825	1900	3150	3180	3600	3600	1175	1220	725	800	495	515	6	12	3000	3500	—	—
	FM300	3000	2075	2150	3650	3680	4100	4100	1425	1470	975	1050	495	515	6	12	3000	3500	—	—
	FM330	3300	2225	2300	3950	3980	4400	4400	1575	1620	1125	1200	495	515	6	12	3000	3500	—	—
	FM350	3500	2325	2400	4150	4180	4600	4600	1675	1720	1225	1300	495	515	6	6	3000	3500	—	—
	FM370	3700	2425	2500	4350	4380	4800	4800	1775	1820	1325	1400	495	515	6	6	3000	3500	—	—
	FM400	4000	2625	2700	4650	4680	5100	5100	1975	2020	1525	1600	495	515	6	6	3000	3300	—	3500
	TFM435	4350	2075	2150	4950	4990	5450	5450	1475	1510	975	1050	505	520	6	6	2800	3100	2900	3350
	TFM450	4500	2125	2200	5100	5140	5600	5600	1525	1560	1025	1100	505	520	6	6	2500	2800	2700	3000
	TFM480	4800	2225	2300	5400	5440	5900	5900	1625	1660	1125	1200	505	520	6	6	2250	2500	2450	2750
	TFM500	5000	2325	2400	5600	5640	6100	6100	1725	1760	1225	1300	505	520	6	6	2100	2300	2300	2600
Full free 3-stage mast	TFM540	5400	2450	2525	6000	6040	6500	6500	1850	1885	1350	1425	505	520	3	6	1650	1800	2100	2300
	TFM600	6000	2675	2750	6600	6640	7100	7100	2075	2110	1575	1650	505	520	3	6	1200	1300	1900	2100
	TFM650	6500	2890	2965	7100	7100	7600	7600	2260	2290	1790	2865	505	520	3	6	700	800	1300	1500

**A SERIES 2.5t mast:**

Type	Model	Max. fork height	Overall height			Free lift		Front Overhang	Tilt range		Capacity	
			Lowered	Extended		Without backrest	with backrest		FWD	BWD	load capacity at 500mm	
				2.5t	2.5t			2.5t			2.5t	2.5t
2-stage mast	M330	3300	2160	3875	4290	160	160	465	6	12	2500	—
	M350	3500	2260	4075	4490	160	160	465	6	12	2500	—
	M370	3700	2360	4275	4690	160	160	465	6	6	2500	—
	M400	4000	2560	4575	4990	160	160	465	6	6	2500	—
	M450	4500	2810	5075	5490	160	160	465	6	6	2100	2400
	M500	5000	3060	5575	5990	160	160	465	6	6	1600	1900
	M550	5500	3360	6075	6490	160	160	465	3	6	1200	1700
Full free 2-stage mast	FM300	3000	2010	3590	3990	1420	1020	480	6	12	2500	—
	FM330	3300	2160	3890	4290	1570	1170	480	6	12	2500	—
	FM350	3500	2260	4090	4490	1670	1270	480	6	6	2500	—
Full free 3-stage mast	TFM435	4350	2010	4867	5340	1390	1020	485	6	6	2200	2400
	TFM450	4500	2060	5017	5490	1440	1070	485	6	6	2000	2300
	TFM480	4800	2160	5317	5790	1540	1170	485	6	6	1700	2000
	TFM500	5000	2260	5517	5990	1640	1270	485	6	6	1500	1800
	TFM540	5400	2385	5917	6390	1765	1395	485	3	6	1200	1600
	TFM600	6000	2610	6517	6990	1990	1620	485	3	6	800	1300





# COMPANY MEMORABILIA

2005	Dec	Zhejiang Maximal Forklift Co., Ltd was officially established.
2006	Oct	M series forklifts displayed at the 100th Canton fair.
2007	Nov	Maximal phase I project of the new factory finished.
2008	Jan	Structure of electric forklift was further optimized.
	Nov	Maximal was appointed by the General Logistics Department of the People's Liberation Army(PLA) to be supplier for Military Equipment.
2009	Mar	4.0T&5.0T and 8.0-10.0T diesel forklift were launched to enrich M Series.
	May	Maximal started to prepare the R&D of 16.0-18.0T diesel forklift.
2010	Nov	The first 4.5T electric forklift and 25.0T heavy duty forklift were displayed on Shanghai CeMAT.
	Dec	Maximal and Military Transportation University reached
2012		Maximal was honored as "state-level high-tech enterprise".
2013	May	Maximal 2WD 2.5/3.5T Rough Terrain forklift was launched to the market.
	July	Maximal Empty Container Handler was officially developed.
2014	Jun	Maximal electric stackers & pallet trucks were put into market.
	Aug	Maximal 2WD Rough Terrain forklift were extended to 4.0/5.0T.
	Dec	Maximal phase II project was finished.
2015	May	Maximal 3.5T 4WD Rough Terrain forklift was successfully developed. First Reach Stacker successfully was sold in domestic market.
2016	July	Maximal won the Chinese well-known trademark.
	Oct	1.8-3.5T C. 4WD Hydraulic rough terrain forklift was successfully launched.
2018	July	3.5-4.5T Sider-loader forklift was lanuched; Electric forklift with lithium battery started to be developed; 1.6-2.5T A series Reach truck was lanuched.
	June	<b>Hyster-Yale and Maximal officially completed its acquisition, Maximal began a new start.</b>