



M Series 1.5-compact 4.0t Internal Combustion Forklift



M Series Forklift Truck

maximal



Maximal Forklift (Zhejiang) Co., Ltd

Address No.1, jinxin Road, Lushan Industrial area, Fuyang, Zhejiang China

Tel 0086-571-28001570
0086-571-28935028
0086-571-28979902

Fax 0086-571-28001569

Email

For sales
info@maxforklift.com
For spare parts
parts@maxforklift.com

All rights reserved.

If any doubt, please contact us.



CE CERTIFICATE ISO 14001:2004 ISO 9001:2000

MAXIMAL FAMILY



We work for maximal



Maximal Company Introduction



Established in Feb. 2006, Maximal Forklift (zhejiang) Co., ltd, is located in Lushan Industry Area with convenient transportation. Maximal specializes in material handling equipment designing and manufacturing.

Maximal Company total floor area is 133,334 m², investment RMB420 million, factory designed production capacity is 30000 units per year.

Currently Maximal employs 500 staffs, with more than 230 professional and technical personnel, more than 70 Technical R&D personnel. Maximal gained 7 national invention patents, more than 70 utility model and appearance patents.

Maximal owns advanced parts processing center, robot welding equipments, parts automatic hoist conveyor lines, coating lines, assembly lines, forklifts performance test lines, parts test-bed and ERP information management system.

Maximal current product range covers 4 series, including 1.5-compact12T industrial forklift, 1.8-5.0T rough terrain forklift, 13.5-32.0T heavy duty forklift & Port machinery and warehouse equipment.

Maximal forklifts received strong public recognition for their modern and striking appearance, high production quality, safety standard and low cost of operation.

At present, Maximal products sales have covered all provinces in domestic market, exported to over 100 countries and areas. Maximal takes "technology innovation, promoting products structure, improving product quality and service" as the belief, takes internationalization, professionalization and green environmental protection as mission, to build Maximal into the most respectable forklift brand.

Current products consist of:

M series:

- 1.5-3.2T/3000-64,000LB capacity diesel forklifts.
- 1.5-7T/3000-14,000LB capacity gasoline/LPG forklifts.
- 4-5T/8000-10,000LB capacity 4-wheel electric forklifts.
- 1.6-2T/3200-4000LB capacity 3-wheel electric forklifts.
- 0.7-1.5T/1400-3000LB capacity VNA truck.
- 1.6T/3200LB capacity Rear drive 3-wheel electric forklifts.
- 2.5T/4000-5000LB capacity dual-drive 4-wheel electric forklifts.
- 2.5T/4000-5000LB capacity cushion tyre forklifts.
- 1.3-3T/2600-6000LB capacity Omni-Directional electric forklifts.

A series:

- 2.5-3.5T/4000-7000LB capacity diesel and gasoline/LPG forklifts.

1.5-3.5T/3000-7000LB capacity 4-wheel electric forklifts.

1.6-2.5T/3200-5000LB capacity electric reach truck.

Rough Terrain:

- 1.8-3.5T/3600-7000LB capacity compact 4WD rough terrain forklifts.
- 2.5-3.5T/5000-7000LB capacity 4WD rough terrain forklifts.
- 1.8-5.0T/3600-10,000LB capacity 2WD rough terrain forklifts.

Port Machinery:

- 9T/18,000LB capacity empty container handler.
- 45T/90,000LB capacity reach stacker.

Side Loader Forklift:

- 3.5T-4.5T/7000-9900LB capacity side loader forklifts.

M series introduction

The M series is the first generation forklifts, designed by the MAXIMAL engineering team. A world class design is featured as advanced technologies and superior componentry produced by competitive vendors over the world. The finished appearance with safety color design has attracted an audience in local and the world markets.

Classification of After-sales Service

Classification of After-sales Service classifies customer claims into 3 classes, Warranty 1(W1), Warranty 2(W2), Warranty 3(W3). Different claim class has different after-sales procedures which aims to increase service quality.



Classification of After-sales Service



24-hour fast reply on trucks and parts claims



Ergonomic design



High quality components



Safety operation





M SERIES 1.5-1.8t Diesel forklift

General	1	Model	FD15T-M2 WC3	FD18T-M2 WC3		
		2	Optional type	G(6)3		
	3	Rated capacity	1500	1800		
	4	Load centre	500			
Characteristic&Dimension	5	Lift height	3000			
	6	Free lift height	135			
	7	Fork size	L×W×T	920×100×35	920×100×35	
	8	Fork regulating range	Min./Max.	200/890		
	9	Mast tilt angle	F/R	6°/12°		
	10	Front overhang	mm	400		
	11	Rear overhang	mm	465	510	
	12	Min. ground clearance(Bottom of mast)	mm	130		
	Overall dimensions	13		Length to face of fork (without fork)	2255	2300
		14		Overall width	1070	
		15		Mast lowered height	2015	
		16		Mast extended height(with backrest)	3984	
		17		Overhead guard height	2110	
	18	Turning radius(outside)	mm	2060	2105	
Min. right angle stacking aisle width (add load length and clearance)	19	pallet size a12=1000,b12=1200	mm	3665	3705	
			pallet size a12=1200,b12=800	3865	3905	
Performance	20	Speed	Travel(Unladen)	14.5		
	21		Lifting(Laden)	550(WC3)		
	22		Lowering(Laden)	450		
	23	Max. Drawbar pull(Laden/unladen)	KN	18/16		
24	Max. Gradeability(Laden)	%	20			
Tyre	25	Tyre	Front	6.50-10-10PR		
	26		Rear	5.00-8-8 PR		
	27	Tread	Front	890		
			Rear	920		
	29	Wheelbase	mm	1400		
Weight	30	Self weight	kg	2590	2800	
	Weight Distribution	Laden	Front Axle	kg	3520	3950
			Rear Axle	kg	570	650
		Unladen	Front Axle	kg	1160	1260
Rear Axle			kg	1430	1540	
Power&Transmission	35	Battery	Voltage/Capacity	12/90		
	36	Fuel tank capacity	L	50		
	37	Manufacture		China		
	38	Transmission	Type	Powershift		
			Stage	F/R	1/1	
	39	Operating pressure(For attachments)	MPa	14.5		

M SERIES 1.5-1.8t Gasoline&LPG forklift

General	1	Model	FGL15T-M2 WB3	FGL18T-M2 WB3		
		2	Rated capacity	1500	1800	
	3	Load centre	500			
Characteristic&Dimension	4	Lift height	3000			
	5	Free lift height	135			
	6	Fork size	L×W×T	920×100×35		
	7	Fork regulating range	Min./Max.	200/890		
	8	Mast tilt angle	F/R	6°/12°		
	9	Front overhang	mm	400		
	10	Rear overhang	mm	465	510	
	11	Min. ground clearance(Bottom of mast)	mm	130		
	Overall dimensions	12		Length to face of fork (without fork)	2255	2300
		13		Overall width	1070	
		14		Mast lowered height	2015	
		15		Mast extended height(with backrest)	3984	
		16		Overhead guard height	2110	
	17	Turning radius(outside)	mm	2060	2105	
Min. right angle stacking aisle width (add load length and clearance)	18	pallet size a12=1000,b12=1200	mm	3665	3705	
			pallet size a12=1200,b12=800	3865	3905	
Performance	19	Speed	Travel(Unladen)	14.5		
	20		Lifting(Laden)	380		
	21		Lowering(Laden)	450		
	22	Max. Drawbar pull(Laden/unladen)	KN	17/15		
23	Max. Gradeability(Laden)	%	20			
Tyre	24	Tyre	Front	6.50-10-10PR		
	25		Rear	5.00-8-8 PR		
	26	Tread	Front	890		
			Rear	920		
	28	Wheelbase	mm	1400		
Weight	29	Self weight	kg	2590	2800	
	Weight Distribution	Laden	Front Axle	kg	3520	3950
			Rear Axle	kg	570	650
		Unladen	Front Axle	kg	1160	1260
Rear Axle			kg	1430	1540	
Power&Transmission	34	Battery	Voltage/Capacity	12/60		
	35	Fuel tank capacity	L	50		
	36	Manufacture		China		
	37	Transmission	Type	Powershift		
			Stage	F/R	1/1	
	38	Operating pressure(For attachments)	MPa	14.5		



YANMAR

Type: WC3
 Model: 4TNE92 (Eu IIIA)
 Rated output: 33kw/2450 rpm
 Rated torque: 150 N · m /1600 rpm
 No. of cylinder:4
 Bore × Stroke: 91 × 110 mm
 Displacement: 2.659 L



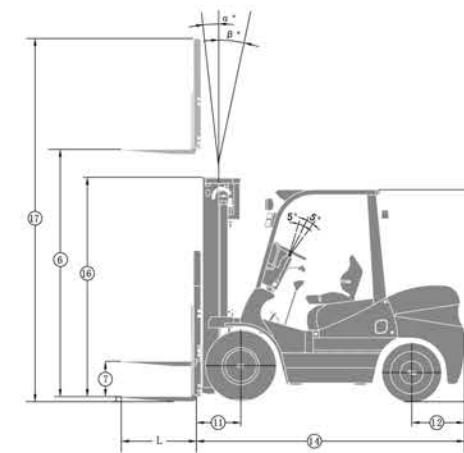
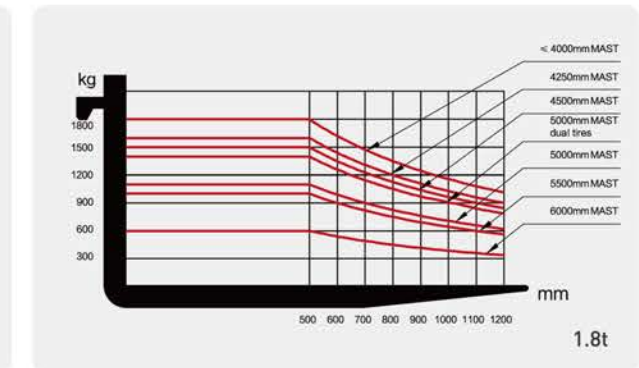
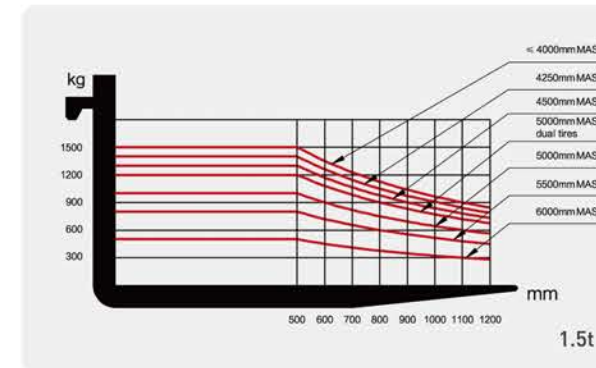
XINCHAI

Type: G(6)3
 Model: 4N23G31-007
 Rated output: 30kw/2600rpm
 Rated torque: 131N.M (1700-1900) rpm
 No. of cylinder:4
 Bore × Stroke: 85 × 100mm
 Displacement: 2.27L

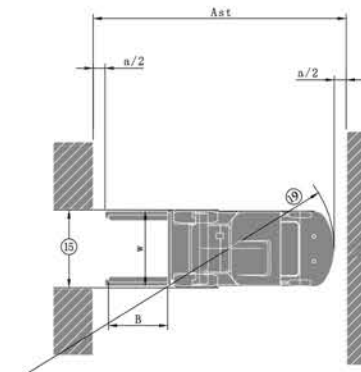


GCT

Type: WB3
 Model: K21
 Rated output: 31.2kw/2250rpm
 Rated torque: 143.7N · m/1800rpm
 No. of cylinder:4
 Bore × Stroke:89 × 83mm
 Displacement:2.065L



a=200 mm safety clearance
 $AST=a+\textcircled{1}+\textcircled{9}+\sqrt{W^2+(B/2)^2}$



M SERIES 1.5-1.8t mast:

Type	Model	Max. fork height mm	Overall height						Free lift		Front Overhang		Tilt range		Capacity load capacity at 500mm			
			Lowered		Extended		Without backrest	with backrest	1.5t	1.8t	FWD	BWD	Single tyre		Double tyre			
			1.5t	1.8t	1.5t	1.8t							1.5t	1.8t	1.5t	1.8t	1.5t	1.8t
2-stage mast	M330	3300	2165	2165	3813	3813	4284	4284	135	135	400	400	6	12	1500	1800	—	—
	M350	3500	2265	2265	4013	4013	4484	4484	135	135	400	400	6	12	1500	1800	—	—
	M370	3700	2365	2365	4213	4213	4684	4684	135	135	400	400	6	6	1500	1800	—	—
	M400	4000	2565	2565	4513	4513	4984	4984	135	135	400	400	6	6	1400	1600	—	—
	M450	4500	2815	2815	5013	5013	5484	5484	135	135	400	400	6	6	1300	1500	—	—
	M500	5000	3065	3065	5513	5513	5984	5984	135	135	400	400	6	6	800	1000	1000	1200
	M550	5500	3365	3365	6013	6013	6484	6484	135	135	400	400	3	6	500	600	800	1000
Full free 2-stage mast	M600	6000	3615	3615	6513	3013	3484	3484	1165	780	400	400	6	12	1500	1800	—	—
	FM300	3000	2015	2015	3513	3513	3984	3984	1415	1030	400	400	6	12	1500	1800	—	—
	FM330	3300	2165	2165	3813	3813	4284	4284	1765	1380	400	400	6	6	1500	1800	—	—
Full free 3-stage mast	FM350	3500	2565	2565	4513	4513	4984	4984	1965	1580	400	400	6	6	1500	1800	—	—
	TFM435	4350	2015	2015	4863	4863	5334	5334	1420	1030	400	400	6	6	1250	1500	—	—
	TFM450	4500	2065	2065	5013	5013	5484	5484	1470	1080	400	400	6	6	1200	1400	—	—
	TFM480	4800	2165	2165	5313	5313	5784	5784	1570	1180	400	400	6	6	1100	1300	—	—
	TFM500	5000	2265	2265	5513	5513	5984	5984	1670	1280	400	400	6	6	950	1200	1150	1300
	TFM540	5400	2390	2390	5913	5913	6384	6384	1795	1405	400	400	3	6	900	1050	950	1100
	TFM600	6000	2615	2615	6513	6513	6984	6984	2020	1630	400	400	3	6	450	550	750	900
TFM650	6500	2830	2830	7010	7010	7484	7484	2235	1845	400	400	3	6	250	300	550	700	



M SERIES 2.5t IC Forklift

General	1	Model	FD25T-M3WV3	FGL25T-M3WA3	
	2	Type	Diesel	Gasoline&LPG	
	3	Optional Type	WE3/WB3/W(9B)3/GK3/G(20)3/GF3	/	
	4	Rated capacity	kg	2500	
	5	Load centre	mm	500	
Characteristic&Dimension	6	Lift height	mm	3000	
	7	Free lift height	mm	160	
	8	Fork size	L×W×T	1070×122×40	
	9	Fork regulating range	Min./Max.	250/1040	
	10	Mast tilt angle	F/R	6°/12°	
	11	Front overhang	mm	475	
	12	Rear overhang	mm	517	
	13	Min. ground clearance(Bottom of mast)	mm	125	
	14	Overall dimensions	Length to face of fork (without fork)	mm	2545
			Overall width	mm	1150
			Mast lowered height	mm	2010
			Mast extended height(with backrest)	mm	4025
			Overhead guard height	mm	2145
	18	Turning radius(outside)	mm	2330	
	20	Min. right angle stacking aisle width	Pallet size a12=1000,b12=1200	mm	4005
			Pallet size a12=1200,b12=800	mm	4205
	21	Speed	Travel(Unladen)	km/h	19
			Lifting(Laden)	mm/s	510
			Lowering(Laden)	mm/s	450
24	Max. Drawbar pull	KN	16		
25	Max. Gradeability(Laden)	%	20		
26	Tyre	Front	7.00-12-12 PR		
		Rear	6.00-9-10 PR		
	Tread	Front	mm	970	
		Rear	mm	980	
	30	Wheelbase	mm	1600	
31	Weight Distribution	Self weight		kg	3640
		Laden	Front Axle	kg	5480
			Rear Axle	kg	670
		Unladen	Front Axle	kg	1470
			Rear Axle	kg	2170
36	Battery	Voltage/Capacity		V/Ah	12/90
		Manufacture		China	
		Type		Powershift	
		Transmission	Stage	F/R	
			Operating pressure(For attachments)		MPa



XINCHAI
Type:GF3
Model: C490 (Eu IIIA)
Rated output:36.8kw/2650rpm
Rated torque: 156/148N·m/1700-1900rpm
No. of cylinder:4
Bore×Stroke:90×105
Displacement:2.67



KUBOTA
Type: W(9B)3
Model: v2403(EuV+Tier4)
Rated output: 43.2kw/2600 rpm
Rated torque: 198 N·m / 1500 rpm
No. of cylinder:4
Bore×Stroke: 87×102.4mm
Displacement: 2.434 L



DACHAI
Type: GK3
Model: 498
(Chinese DEUTZ)
Rated output: 45kw/2500 rpm
Rated torque: 190 N·m / 1800 rpm
No. of cylinder:4
Bore×Stroke: 98×105 mm
Displacement: 3.168 L



MITSUBISHI
Type: WV3
Model: S4S (Eu IIIA)
Rated output: 34.4kw/2300rpm
Rated torque: 182N·m/1800rpm
No. of cylinder:4
Bore×Stroke: 94×120mm
Displacement: 3.331L



YANMAR
Type:WE3
Model: 4TNE98 (Eu IIIA)
Rated output:42.1kw/2300rpm
Rated torque: 186-208N·m/1700rpm
No. of cylinder:4
Bore×Stroke: 98×110mm
Displacement: 3.318L



ISUZU
Type:WB3
Model: C240NKFC01 (Eu IIIA)
Rated output:34.6kw/2500rpm
Rated torque: 139N·m/1800rpm
No. of cylinder:4
Bore×Stroke:86×102mm
Displacement:2.369L



XINCHAI
Type:G(20)3
Model: 4D27XG40
Rated output:36.8kw/2500rpm
Rated torque: 180N·m/1700-1900rpm
No. of cylinder:4
Bore×Stroke:90×105mm
Displacement:2.7L



GCT
Type: WA3
Model: K25
Rated output: 37.4kw/2300rpm
Rated torque: 171.2N·m/1600rpm
No. of cylinder:4
Bore×Stroke:89×100mm
Displacement:2.488L



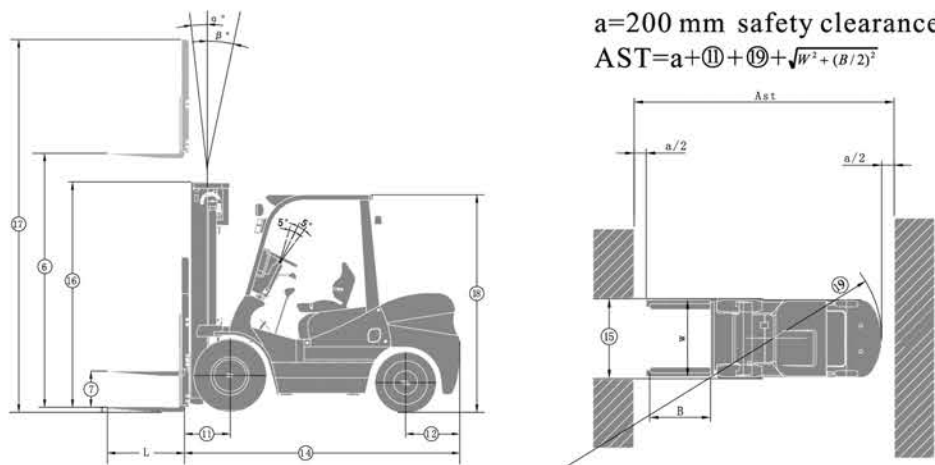
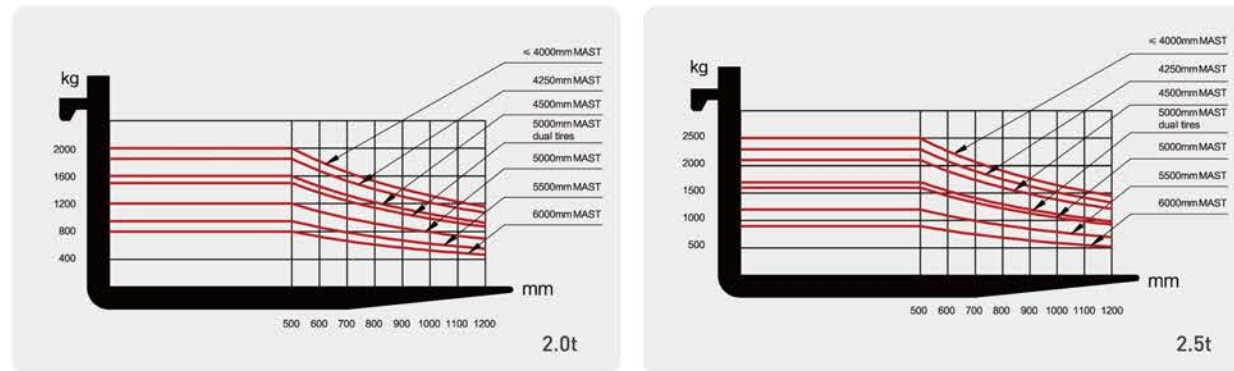
Diesel



Gasoline/LPG

M SERIES 2.5t mast:

Type	Model	Max. fork height	Overall height			Free lift		Front Overhang	Tilt range		Capacity	
			Lowered	Extended		Without backrest	with backrest		FWD	BWD	load capacity at 500mm	
				2.5t	Without backrest			With backrest			Single tyre	Double tyre
			mm	mm	mm	mm	mm	mm	Deg	Deg	kg	kg
2-stage mast	M330	3300	2160	3875	4290	160	160	465	6	12	2500	—
	M350	3500	2260	4075	4490	160	160	465	6	12	2500	—
	M370	3700	2360	4275	4690	160	160	465	6	6	2500	—
	M400	4000	2560	4575	4990	160	160	465	6	6	2500	—
	M450	4500	2810	5075	5490	160	160	465	6	6	2100	2400
	M500	5000	3060	5575	5990	160	160	465	6	6	1600	1900
Full free 2-stage mast	M550	5500	3360	6075	6490	160	160	465	3	6	1200	1700
	M600	6000	3610	6575	6990	160	160	465	3	6	900	1400
	TFM300	3000	2010	3590	3990	1420	1020	480	6	12	2500	—
	TFM330	3300	2160	3890	4290	1570	1170	480	6	12	2500	—
	TFM350	3500	2260	4090	4490	1670	1270	480	6	6	2500	—
	TFM435	4350	2010	4867	5340	1390	1020	485	6	6	2200	2400
Full free 3-stage mast	TFM450	4500	2060	5017	5490	1440	1070	485	6	6	2000	2300
	TFM480	4800	2160	5317	5790	1540	1170	485	6	6	1700	2000
	TFM500	5000	2260	5517	5990	1640	1270	485	6	6	1500	1800
	TFM540	5400	2385	5917	6390	1765	1395	485	3	6	1200	1600
	TFM600	6000	2610	6517	6990	1990	1620	485	3	6	800	1300
TFM650	6500	2825	7000	7490	2200	1830	485	3	6	500	1000	



M SERIES 3.0-compact4.0t Diesel Forklift

		Model	FD30T-M3WV3	FD35T-M3WV3	FD40T-M3WV3			
General	1	Model	FD30T-M3WV3	FD35T-M3WV3	FD40T-M3WV3			
	2	Type	Diesel	Diesel	Diesel			
	3	Optional Type	WE3/WB3/W(9B)3/GK3/G(20)3/GF3	WE3/G(5)3/W(9B)3/GK3/G(20)3/GF3	WE3/G(5)3/GK3			
	4	Rated capacity	kg	3000	3500	4000		
	5	Load centre	mm	500	500	500		
Characteristic&Dimension	6	Lift height	mm	3000	3000	3000		
	7	Free lift height	mm	165	170	170		
	8	Fork size	L×W×T	mm	1070×122×45	1070×122×50	1070×122×50	
	9	Fork regulating range	Min./Max.	mm	250/1100	260/1100	30/1100	
	10	Mast tilt angle	F/R	Deg	6°/12°	6°/12°	6°/12°	
	11	Front overhang	mm	490	510	510		
	12	Rear overhang	mm	518	580	535		
	13	Min. ground clearance(Bottom of mast)	mm	140	140	150		
	14	Overall dimensions	Length to face of fork (without fork)	mm	2680	2755	2915	
	15		Overall width	mm	1210	1210	1410	
	16		Mast lowered height	mm	2075	2150	2260	
	17		Mast extended height(with backrest)	mm	4140	4140	4140	
	18	Overhead guard height	mm	2170	2170	2180		
	19	Turning radius(outside)	mm	2450	2510	2715		
	20	Min. right angle stacking aisle width	Pallet size a12=1000,b12=1200	mm	4140	4220	4425	
			Pallet size a12=1200,b12=800	mm	4340	4420	4625	
	Performance	21	Travel(Unladen)	km/h	18.5	18.5	18	
		22	Speed	Lifting(Laden)	mm/s	410	330	430
		23		Lowering(Laden)	mm/s	430	430	425
24		Max. Drawbar pull	KN	17	17	17		
25		Max. Gradeability(Laden)	%	15	15	15		
Tyre	26	Tyre	Front	28×9-15-14 PR	28×9-15-14 PR	250-15-16 PR		
	27		Rear	6.50-10-10 PR	6.50-10-10 PR	6.50-10-10 PR		
	28	Tread	Front	mm	1000	1000	1154	
	29		Rear	mm	980	980	980	
	30	Wheelbase	mm	1700	1700	1900		
Weight	31	Self weight	kg	4280	4700	5050		
	32	Weight Distribution	Laden	Front Axle	kg	6500	7250	8240
	33			Rear Axle	kg	780	950	810
	34		Unladen	Front Axle	kg	1760	1670	2120
	35			Rear Axle	kg	2520	3030	2930
Power&Transmission	36	Battery	Voltage/Capacity	V/Ah	12/90	12/90	12/90	
	37		Manufacture		China	China	China	
	38		Type		Powershift	Powershift	Powershift	
	39		Transmission	Stage	F/R	1/1	1/1	1/1
	40	Operating pressure(For attachments)	MPa	17.5	17.5	17.5		

M SERIES 3.0-3.5t Gasoline&LPG forklift



General	1	Model	FGL30T-M3WA3	FGL35T-M3WA3			
	2	Type	Gasoline&LPG	Gasoline&LPG			
	3	Optional Type	/	/			
	4	Rated capacity	kg	3000	3500		
	5	Load centre	mm	500	500		
Characteristic&Dimension	6	Lift height	mm	3000	3000		
	7	Free lift height	mm	165	170		
	8	Fork size	L×W×T	mm	1070×122×45	1070×122×50	
	9	Fork regulating range	Min./Max.	mm	250/1100	260/1100	
	10	Mast tilt angle	F/R	Deg	6°/12°	6°/12°	
	11	Front overhang	mm	490	505		
	12	Rear overhang	mm	518	580		
	13	Min. ground clearance(Bottom of mast)	mm	140	140		
	14	Overall dimensions	Length to face of fork (without fork)	mm	2680	2750	
	15		Overall width	mm	1210	1210	
	16		Mast lowered height	mm	2075	2150	
	17		Mast extended height(with backrest)	mm	4140	4140	
	18	Overhead guard height	mm	2170	2170		
	19	Turning radius(outside)	mm	2450	2510		
	Performance	20	Min. right angle stacking aisle width	Pallet size a12=1000,b12=1200	mm	4140	4220
		Pallet size a12=1200,b12=800		mm	4340	4420	
		21	Speed	Travel(Unladen)	km/h	20	18.5
		22	Speed	Lifting(Laden)	mm/s	420/460	420/360
		23		Lowering(Laden)	mm/s	430	430/380
24	Max. Drawbar pull	KN	17	17			
25	Max. Gradeability(Laden)	%	20	18			
Tyre	26	Tyre	Front	28×9-15-14 PR	28×9-15-14 PR		
	27		Rear	6.50-10-10 PR	6.50-10-10 PR		
	28	Tread	Front	mm	1000	1000	
	29		Rear	mm	980	980	
30	Wheelbase	mm	1700	1700			
Weight	31	Self weight	kg	4260/4230	4680/4650		
	32	Laden	Front Axle	kg	6460/6450	7220/7210	
			Rear Axle	kg	800/780	960/940	
		Unladen	Front Axle	kg	1720/1710	1640/1630	
			Rear Axle	kg	2540/2520	3040/3020	
Power&Transmission	33	Battery	V/Ah	12/60	12/60		
	34	Weight Distribution	Manufacture	China	China		
	35		Type	Powershift	Powershift		
	36		Transmission	Stage	F/R	1/1	1/1
	37	Operating pressure(For attachments)	MPa	17.5	17.5		



XINCHAI
Type: G(5)3
Model: 4D32G31-004
Rated output: 36.8kw/2400rpm
Rated torque: 186 N·m / 1600-1800rpm
No. of cylinder:4
Bore × Stroke: 98 × 105mm
Displacement: 3.17L



KUBOTA
Type: W(9B)3
Model: v2403(EuV+Tier4)
Rated output: 43.2kw/2600 rpm
Rated torque: 198 N·m / 1500 rpm
No. of cylinder:4
Bore × Stroke: 87 × 102.4mm
Displacement: 2.434 L



DACHAI
Type: GK3
Model: 498
(Chinese DEUTZ)
Rated output: 45kw/2500 rpm
Rated torque: 190 N·m / 1800 rpm
No. of cylinder:4
Bore × Stroke: 98 × 105 mm
Displacement: 3.168 L



XINCHAI
Type: GF3
Model: C490 (Eu IIIA)
Rated output: 36.8kw/2650rpm
Rated torque: 156/148N·m/1700-1900rpm
No. of cylinder:4
Bore×Stroke:90×105
Displacement: 2.67



ISUZU
Type:WB3
Model: C240NKFC01 (Eu IIIA)
Rated output: 34.6kw/2500rpm
Rated torque: 139N·m/1800rpm
No. of cylinder:4
Bore×Stroke:96×102mm
Displacement: 2.369L



MITSUBISHI
Type: WV3
Model: S4S (Eu IIIA)
Rated output: 34.4kw/2300rpm
Rated torque: 182 N·m / 1800rpm
No. of cylinder:4
Bore × Stroke: 94 × 120mm
Displacement: 3.331L



YANMAR
Type:WE3
Model: 4TNE98 (Eu IIIA)
Rated output: 42.1kw/2300rpm
Rated torque: 186-206N·m/1700rpm
No. of cylinder:4
Bore×Stroke:98×110mm
Displacement: 3.318L



XINCHAI
Type:G(20)3
Model: 4D27XG40
Rated output: 36.8kw/2500rpm
Rated torque: 180N·m/1700-1900rpm
No. of cylinder:4
Bore×Stroke:90×105mm
Displacement: 2.7L



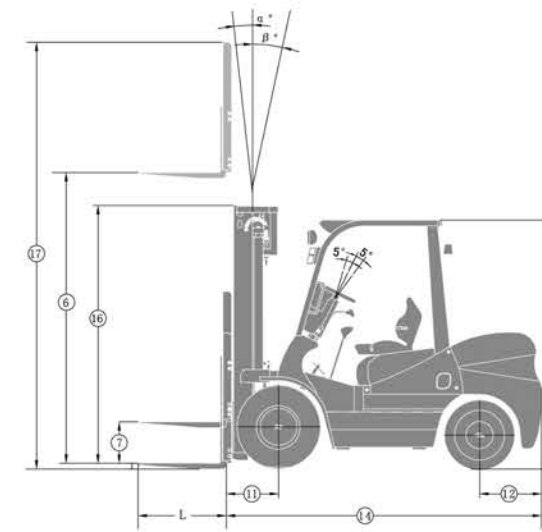
GCT
Type: WA3
Model: K25
Rated output: 37.4kw/2300rpm
Rated torque: 171.2N·m/1600rpm
No. of cylinder:4
Bore × Stroke: 89 × 100mm
Displacement: 2.488L

M SERIES M series 3-3.5t mast:

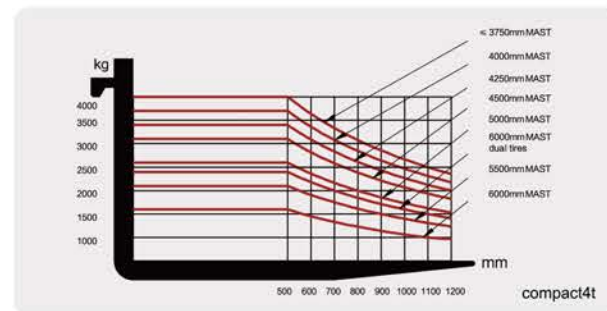
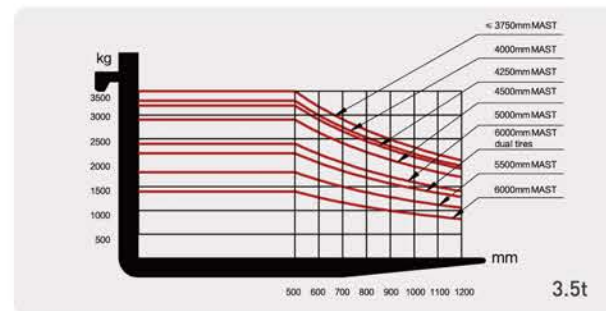
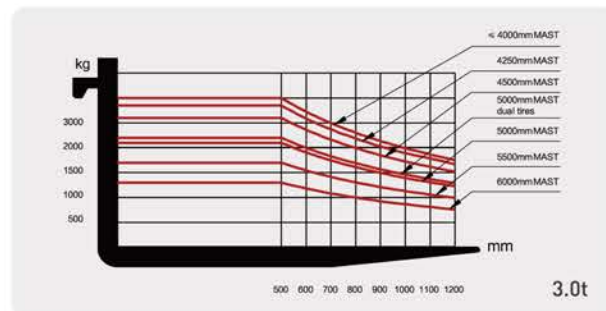
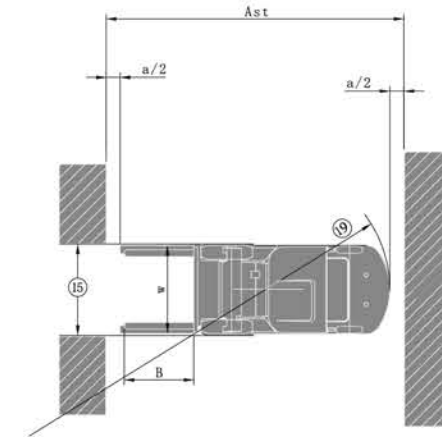
Type	Model	Max. fork height	Overall height						Free lift				Front Overhang		Tilt range		Capacity			
			Lowered		Extended				Without backrest		with backrest		3t	3.5t	FWD	BWD	load capacity at 500mm			
			3t	3.5t	Without backrest		With backrest		3t	3.5t	3t	3.5t					3t	3.5t	3t	3.5t
			mm	mm	mm	mm	mm	mm	mm	mm	mm	mm	mm	mm	Deg	Deg	kg	kg	kg	kg
2-stage mast	M330	3300	2225	2300	3940	4000	4400	4400	165	170	165	170	485	505	6	12	3000	3500	—	—
	M350	3500	2325	2400	4140	4200	4600	4600	165	170	165	170	485	505	6	12	3000	3500	—	—
	M370	3700	2425	2500	4340	4400	4800	4800	165	170	165	170	485	505	6	6	3000	3500	—	—
	M400	4000	2625	2700	4640	4700	5100	5100	165	170	165	170	485	505	6	6	3000	3300	—	3500
	M450	4500	2875	2950	5140	5200	5600	5600	165	170	165	170	485	505	6	6	2600	2900	2800	3100
	M500	5000	3125	3200	5640	5700	6100	6100	165	170	165	170	485	505	6	6	2100	2400	2400	2750
Full free 2-stage mast	M550	5500	3425	3500	6140	6200	6600	6600	165	170	165	170	485	505	3	6	1700	1800	2200	2400
	M600	6000	3675	3750	6640	6700	7100	7100	165	170	165	170	485	505	3	6	1300	1400	2000	2200
	TFM300	3000	2075	2150	3650	3680	4100	4100	1425	1470	975	1050	495	515	6	12	3000	3500	—	—
	FM330	3300	2225	2300	3950	3980	4400	4400	1575	1620	1125	1200	495	515	6	12	3000	3500	—	—
	FM350	3500	2325	2400	4150	4180	4600	4600	1675	1720	1225	1300	495	515	6	6	3000	3500	—	—
	TFM435	4350	2075	2150	4950	4990	5450	5450	1475	1510	975	1050	505	520	6	6	2800	3100	2900	3350
Full free 3-stage mast	TFM450	4500	2125	2200	5100	5140	5600	5600	1525	1560	1025	1100	505	520	6	6	2500	2800	2700	3000
	TFM480	4800	2225	2300	5400	5440	5900	5900	1625	1660	1125	1200	505	520	6	6	2250	2500	2450	2750
	TFM500	5000	2325	2400	5600	5640	6100	6100	1725	1760	1225	1300	505	520	6	6	2100	2300	2300	2600
	TFM540	5400	2450	2525	6000	6040	6500	6500	1850	1885	1350	1425	505	520	3	6	1650	1800	2100	2300
	TFM600	6000	2675	2750	6600	6640	7100	7100	2075	2110	1575	1650	505	520	3	6	1200	1300	1900	2100
TFM650	6500	2890	2965	7100	7100	7600	7600	2260	2290	1790	2865	505	520	3	6	700	800	1300	1500	

M SERIES compact4t mast:

Type	Model	Max. fork height	Overall height				Free lift		Front Overhang compact4t	Tilt range		Capacity	
			Lowered	Extended		Without backrest	with backrest	FWD		BWD	load capacity at 500mm		
				Without backrest	With backrest						Single tyre compact4t	Double tyre compact4t	
mm	mm	mm	mm	mm	mm	mm	Deg	Deg	kg	kg			
2-stage mast	M330	3300	2410	4120	4400	170	170	505	6	12	4000	—	
	M350	3500	2510	4320	4600	170	170	505	6	12	4000	—	
	M370	3700	2610	4520	4800	170	170	505	6	6	4000	—	
	M400	4000	2810	4820	5100	170	170	505	6	6	3700	4000	
	M450	4500	3060	5320	5600	170	170	505	6	6	3100	3500	
	M500	5000	3310	5820	6100	170	170	505	6	6	2600	3200	
	M550	5500	3610	6320	6600	170	170	505	3	6	2100	2600	
M600	6000	3860	6820	7100	170	170	505	3	6	1600	2400		
Full free 2-stage mast	FM300	3000	2260	3780	4100	1480	1160	518	6	12	4000	—	
	FM330	3300	2410	4080	4400	1630	1310	518	6	12	4000	—	
	FM350	3500	2510	4280	4600	1730	1410	518	6	6	4000	—	
Full free 3-stage mast	TFM435	4350	2260	5100	5450	1510	1160	530	6	6	3300	3700	
	TFM450	4500	2310	5250	5600	1560	1210	530	6	6	3000	3500	
	TFM480	4800	2410	5550	5900	1660	1310	530	6	6	2700	3200	
	TFM500	5000	2510	5750	6100	1760	1410	530	6	6	2500	3100	
	TFM540	5400	2635	6150	6500	1885	1535	530	3	6	2000	2500	
	TFM600	6000	2860	6750	7100	2110	1760	530	3	6	1500	2300	
TFM650	6500	3075	7250	7600	2320	1970	530	3	6	1100	1900		



a=200 mm safety clearance
 $AST = a + ⑩ + ⑨ + \sqrt{W^2 + (B/2)^2}$





COMPANY MEMORABILIA

2005	Dec	Zhejiang Maximal Forklift Co., Ltd was officially established.
2006	Oct	M series forklifts displayed at the 100th Canton fair.
2007	Nov	Maximal phase I project of the new factory finished.
2008	Jan	Structure of electric forklift was further optimized.
	Nov	Maximal was appointed by the General Logistics Department of the People's Liberation Army(PLA) to be supplier for Military Equipment.
2009	Mar	4.0T&5.0T and 8.0-10.0T diesel forklift were launched to enrich M Series.
	May	Maximal started to prepare the R&D of 16.0-18.0T diesel forklift.
2010	Nov	The first 4.5T electric forklift and 25.0T heavy duty forklift were displayed on Shanghai CeMAT.
	Dec	Maximal and Military Transportation University reached
2012		Maximal was honored as "state-level high-tech enterprise".
2013	May	Maximal 2WD 2.5/3.5T Rough Terrain forklift was launched to the market.
	July	Maximal Empty Container Handler was officially developed.
2014	Jun	Maximal electric stackers & pallet trucks were put into market.
	Aug	Maximal 2WD Rough Terrain forklift were extended to 4.0/5.0T.
	Dec	Maximal phase II project was finished.
2015	May	Maximal 3.5T 4WD Rough Terrain forklift was successfully developed. First Reach Stacker successfully was sold in domestic market.
2016	July	Maximal won the Chinese well-known trademark.
	Oct	1.8-3.5T C. 4WD Hydraulic rough terrain forklift was successfully launched.
2018	July	3.5-4.5T Sider-loader forklift was lanuched; Electric forklift with lithium battery started to be developed; 1.6-2.5T A series Reach truck was lanuched.
	June	Hyster-Yale and Maximal officially completed its acquisition, Maximal began a new start.